

GLENVIEW BICYCLE & PEDESTRIAN PLAN



PLANNING PROCESS

02 JUNE 2022 EXISTING CONDITIONS

The Existing Conditions Analysis was conducted to identify key infrastructure, public sentiment, and past planning efforts to assist in the development of recommendations.

04 SUMMER 2022 RECOMMENDATIONS & PLAN DRAFTING

Proposed pedestrian and bicycle network improvements were identified based on public feedback, Village of Glenview priorities, and best practices from local, state, and national sources.

06 JANUARY 2023 FINAL PLAN

After the implementation of comments from the Open House, a final draft plan will be created. The various public input will help to shape the final infrastructure and policy recommendations.



01 MAY 2022 PLAN KICK-OFF

The Village's Bicycle & Pedestrian Plan was kicked off in May 2022 to update the previous iteration, completed in 2007.

03 SUMMER 2022 PUBLIC ENGAGEMENT

Public engagement produces clear and more valuable input for decision-making. The public engagement events within this planning process included a survey, Bicycling Tour, Walking Tour, a booth at the Village's Summer Fest event, and the Farmer's Market.

05 NOVEMBER 2022 PLAN OPEN HOUSE

The Open House will allow for residents to view the recommendations proposed by the project team and interact with the planners and staff that crafted the draft plan. Input from this event will help inform any changes prior to the final draft.

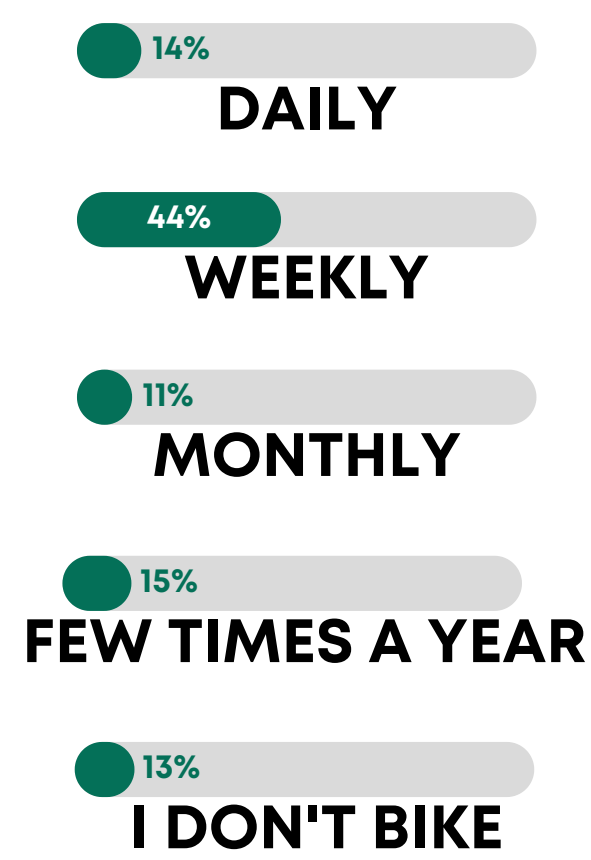
07 EARLY 2023 PLAN APPROVAL

Once the comments and suggestions from the Open House and Village review are incorporated into the Final Plan, it will go before the Village Board for their final approval. After approval, the implementation of projects will begin.

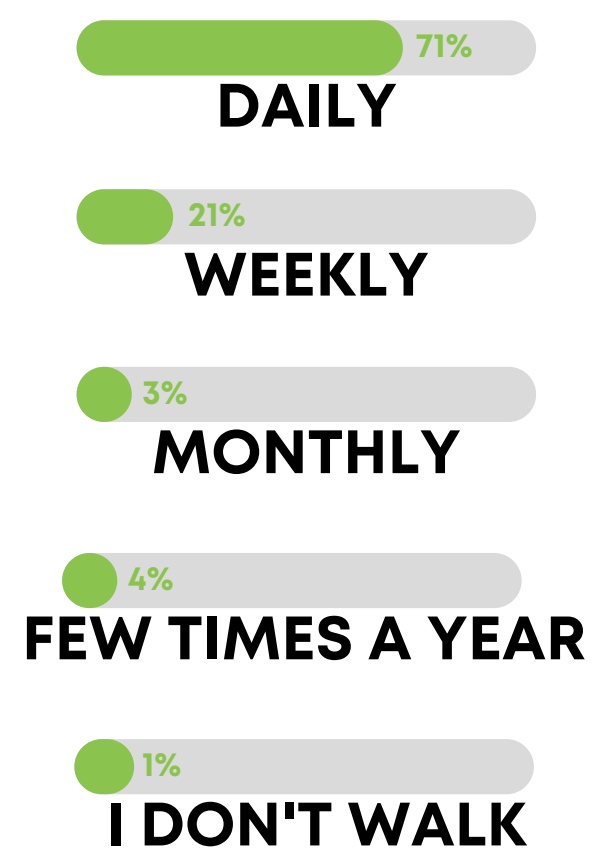
SURVEY RESULTS

An online survey was launched on May 23, 2022, and closed on September 7, 2022. The survey was placed on the Village's Bicycle & Pedestrian Plan website, included within the weekly e-newsletter, and shared during public events. During the 15 weeks that the survey remained open, the survey generated 634 responses. A word cloud based on the open-ended responses and the results from the multiple-choice questions are listed below.

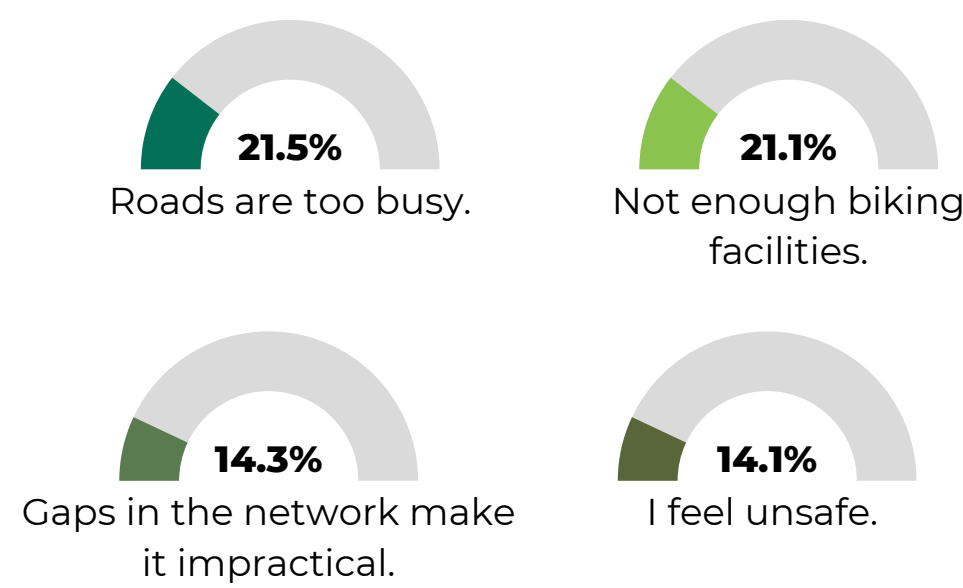
HOW OFTEN DO YOU BIKE?



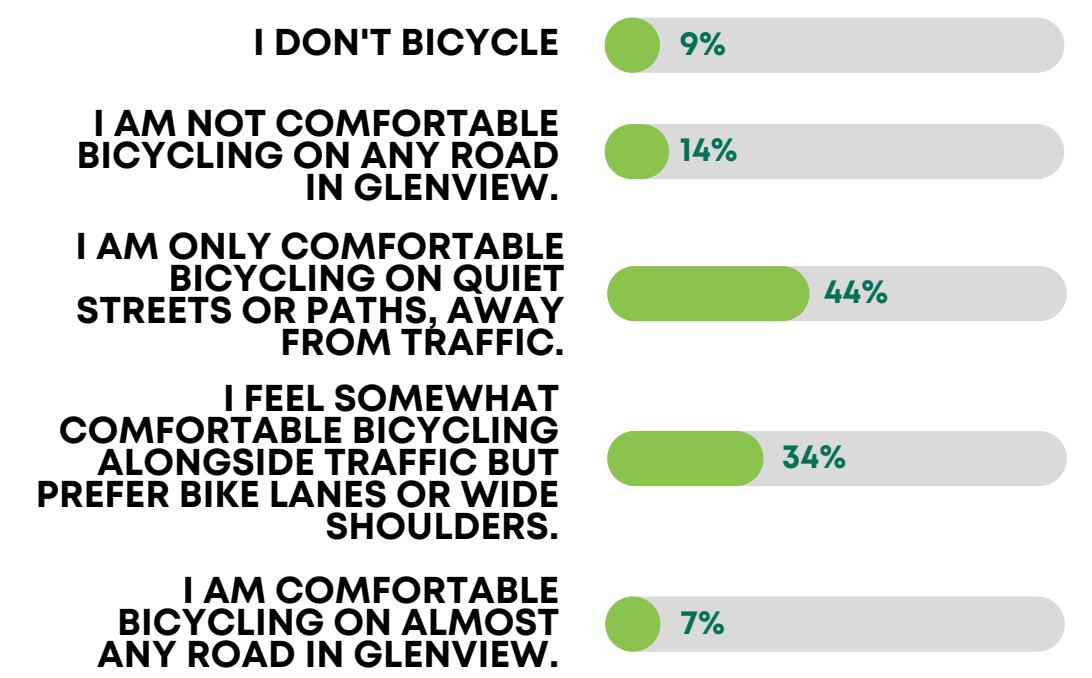
HOW OFTEN DO YOU WALK?



IDENTIFY THE FACTORS THAT LIMIT YOUR USAGE OF A BICYCLE.



WHEN IT COMES TO BICYCLING, WHAT IS YOUR COMFORT LEVEL?



KEY FINDINGS

The following eight findings were determined based on the crash data, network gap analysis, mode share data, Capital Improvement planning, and public engagement.

- 1 East-west bicycle and pedestrian connections should be considered a priority.
- 2 Several roadways are good candidates for making regional connections to neighboring municipalities and regional trails.
- 3 Glenview's mode share has the potential for significant shifts due to the Village's emphasis on active transportation.
- 4 Glenview has a lower share of people who walk or bicycle to work than neighboring municipalities and Cook County.
- 5 Identifying planned future roadway projects to incorporate sidewalk construction and/or on-street bike infrastructure will help to expedite network expansion.
- 6 62.4% of Glenview's roadways have a sidewalk on at least one side.
- 7 Creating further bikeway/trail connections, including to the nearby regional trails and last-mile opportunities from residential areas to commercial and job centers, would provide critical connections for residents.
- 8 Adding additional bicycle parking could help create positive impacts on bicycle ridership and economic development.